




# BEGHELLI INVERTERS COMPARISON MATRIX

SERIES	IMAGE	MODEL	UNIT RATING (KVA/KW)	INPUT (Volts)	OUTPUT (Volts)	MAXIMUM CIRCUIT BREAKERS	UNIT WEIGHT INCLUDING BATTERIES (lbs)	CABINET DIMENSIONS (WxHxD) (Inches)
NOVA UAC-P		NOVA UAC-P 800	800W	120	120	4	200	15 x 22 x 26
				277	277			
		NOVA UAC-P 1500W	1500W	120	120	4	305	15 x 29 x 25
				208	208			
				277	277			
		NOVA UAC-P 2000W	2000W	120	120	4	400	15 x 29 x 25
NOVA (NV)		NV-6K	6KW	120	120	12	1284	39 x 68 x 18
				208	208			
				240	240			
				277	277			
		NV-8K	8KW	120	120	12	1464	39 x 68 x 18
				208	208			
				240	240			
				277	277			
		NV-10K	10KW	120	120	24	2870	51 x 70 x 30.5
				208	208			
				240	240			
				277	277			
		NV-15K	15KW	120	120	24	4512	51 x 70 x 30.5
				208	208			
				240	240			
				277	277			
		NV-17K	17KW	120	120	24	4512	51 x 70 x 30.5
				208	208			
				240	240			
				277	277			