

# TEMPESTA™ T20



Wet Architectural Emergency

Job/Location: _____	Job Type: _____
Contractor: _____	Date: _____
Prepared By: _____	



## ■ specifications: internal

The **TEMPESTA™ T20** is an emergency light suitable for surface, recess or t-bar installations. Surface mounting is standard. Other mounting configurations are optional and require accessory kits to be ordered. Available in HT (AC only), SE (emergency only) and SA (AC and emergency). Both the **TEMPESTA T20 SE** and **SA** versions feature a lithium ion (Li-ion) battery that provides a minimum 90 minutes emergency duration. Autotest diagnostics is optional on **TEMPESTA T20 SE** and **SA**. **TEMPESTA T20** is configured with 120-277V input. Integrated surge protection is standard. Fuse protection is standard.

LEDs are positioned for wall mounting from the factory and can be adjusted on site for ceiling mount.

## ■ specifications: external

The **TEMPESTA T20** series housing is constructed with injection molded flame and corrosion resistant polycarbonate. Four integrated vandal resistant clips ensure the integrity of the housing. The **TEMPESTA T20** comes finished in gray RAL7035 color. Black housing is optional. The external test switch and multi-colored LED allows maintenance personnel to quickly determine the operational status of the unit. The **TEMPESTA T20** diffuser is UV stabilized and provides superior light distribution. Opal lens is standard.

## ■ temperature

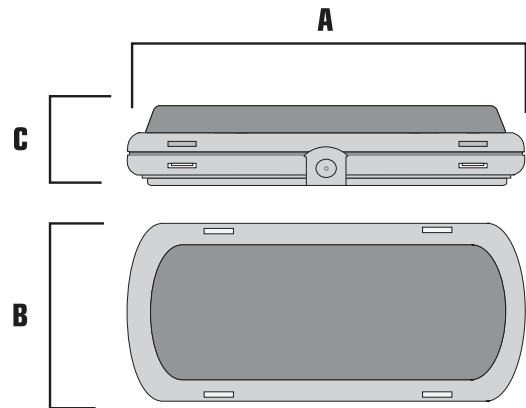
The **TEMPESTA T20 HT** operating temperature is -20°C up to 40°C (-4°F to 104°F). **SA/SE** operating temperature is 10°C up to 40°C max (50°F to 104°F).

## ■ ordering logic

Series	Operation	Input Voltage	Options
TA PLUS-LED	HT (AC only - normally On)	UNV (120-277V)	AT (autotest)
	SE (emergency - AC fail only)		B (black housing)
	SA (self-powered - always on / EM backup)		RK (recessed kit for drywall/concrete-wall/ceiling)
			TB (t-bar mount)

EXAMPLE: TA-PLUS-LED-SE-UNV-B.

## ■ dimensions (in, mm.)



MODEL	A	B	C
S (surface)	17.0" (431.8mm)	6.7" (170 mm)	2.9" (73.6mm)

## ■ specifications: battery

The **TEMPESTA T20 SE** and **SA** versions comes standard with lithium ion (Li-ion) battery technology that provides a minimum of 90 minutes of emergency duration. The primary feature of the Li-ion battery is the high energy density followed by the self-discharge rate. The self-discharge rate is much lower than any other rechargeable cell such a Ni-Cad- and Ni-Mh forms.

Max Load For 90 Min	Battery Voltage	Recharge Time
10W	9.6V	12 hrs

## ■ high output design

The **TEMPESTA T20** incorporates an efficient, high output lens. The diffusion lens has been designed to effectively transmit the greatest amount of lumens with the least transmittal loss. The overall design of the **TEMPESTA T20** results in great performance and increased fixture to fixture spacing. This in turn reduces installation, operational and maintenance costs.

## ■ electrical rating

Model	Charging Power (W)	Standby Power (W)	AC Current (A)		DC Electrical	
			AC Voltage 120V	277V	Voltage	DC Current (A)
HT	22	N/A	0.18	0.08	47.15	0.384
SE	5.4	<1.0	0.05	0.02	22.6	0.4
SA	25	22	0.21	0.09	23.40	0.70

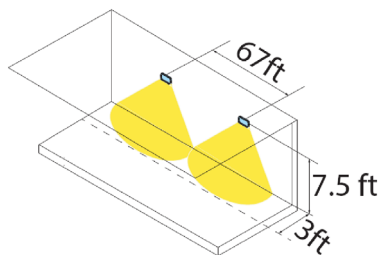
## ■ operation

The **TEMPESTA T20** is available with a choice of operations: HT (AC only), SE (emergency only) and SA (AC and emergency). Under the SE operation, the unit is normally-off and will illuminate under an AC failure only. The HT version has achieved a truly universal AC input with a voltage design of 120-277V. Under AC only operation, the unit is normally-on and does not illuminate under an AC failure. SA version is normally-on under normal utility power and the charging circuit maintains the battery at full capacity.

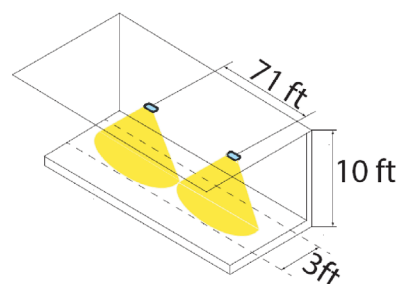
## ■ performance

Model	Mounting	Lumen Output (lm)	Spacing (1fc ave/0.1fc min.)	Mounting Height (ft)	Path of Egress (ft)	Reflectance (floor/wall ceiling)	CCT
HT	Ceiling	2289	N/A	N/A	N/A	N/A	4000°K
	Wall	2216	N/A	N/A	N/A	N/A	4000°K
SE	Ceiling	1491	66	10	3	0.2 / 0.5 / 0.8	4000°K
	Wall	1444	62	7.5	3	0.2 / 0.5 / 0.8	4000°K
SA	Ceiling	2289(HT) / 1491(SA)	66	10	3	0.2 / 0.5 / 0.8	4000°K
	Wall	2216(HT) / 1444(SA)	62	7.5	3	0.2 / 0.5 / 0.8	4000°K

**WALL MOUNT LED ORIENTATION (23° / 23°)**



**Ceiling MOUNT LED ORIENTATION (145° / 145°)**



## ■ sanitation listed (SL)

The **TEMPESTA T20** is sanitation approved. The Intertek verified splash zone listing is certified to the NSF Standard 2, meeting the rigorous sanitation, electrical safety and performance standards of food service environments.

## ■ autotest

The autotest is optional and automatically tests the unit for 30 seconds every 30 days, and conduct a full 90 minutes discharge test once a year.

### LED Indicator Legends

● PERMANENT GREEN:	SYSTEM OK (AC MODE)
● SLOW FLASHING GREEN (1sec ON, 1sec OFF):	SELF-DIAGNOSTIC TESTING UNDERWAY
● FLASHING RED (4sec ON, 1sec OFF):	BATTERY NOT CONNECTED (CONNECT THE BATTERY)
● SLOW FLASHING RED (1sec ON, 1sec OFF):	BATTERY FAILURE (CHANGE THE BATTERY)
● FAST FLASHING RED (0.1sec ON, 0.1sec OFF):	CHARGE CIRCUIT IS BROKEN (CHANGE THE DRIVER)
● GREEN AND RED OFF (OFF WITH LED LOAD ON):	DC MODE-BATTERY OPERATION (EMERGENCY MODE)

### Manual Test Switch Modes

1. Emergency Test
2. Manual Diagnostics
3. Enable/ Disable Auto Self-Diagnostic

## ■ warranty

The **TEMPESTA T20** comes with a 3-year factory warranty. Deliberate damage, misuse, improper installation effectively cancel the warranty.