

Job/Location: _____	Job Name: _____
Specifier: _____	Date: _____
Prepared By: _____	



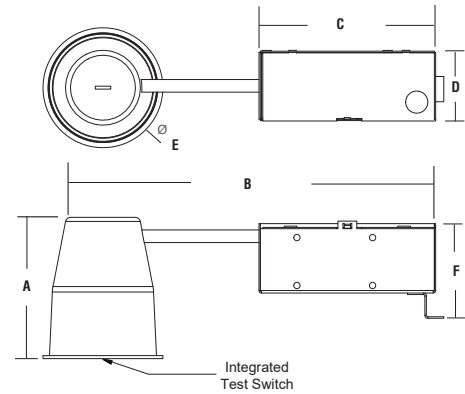
internal specifications

The **Pluraluce® RECESSED** is configured with a two-wire 120-347VAC 50/60 Hz input. Solid state microprocessor controlled circuitry also includes line latch, brownout protection, battery and charge circuit monitoring, LED failure detection and reverse polarity protection. Ni-MH batteries are standard. Fuse protection is standard.

external specifications

The compact design of the **Pluraluce RECESSED** has a modern look that blends seamlessly in today's commercial environments. The aluminum ring comes standard in a white powder coat with optional painted or brushed finishes. SE and SA models feature an external test switch, allowing maintenance personnel the ability to quickly perform tests and determine the operational status by way of a multi-colored diagnostic LED. The recessed unit is designed to fit through an opening of 4 1/4" diameter, 4 x 2.5W LEDs 4000K.

dimensions (in, mm)



Series	A	B	C	D	E	F
PL R	4 ^{3/4"}	15 ^{1/2"}	6 ^{17/20"}	2 ^{7/10"}	4 ^{3/4"}	3 ^{5/8"}
	121mm	394mm	174mm	69mm	121mm	92mm

ordering logic

EXAMPLE: PL R HT UNV

Series	Operation	Voltage	Options
PL R	HT (AC only)	UNV	AT (autotest)
	SA (AC & EM)*		120SP (120 min. emergency)
	SE (EM only)		BA (brushed aluminum finish)

NOTE: *Unit is always on and cannot be switched on and off.

■ led technology

The **Pluraluce RECESSED** is illuminated with four 2.5W Samsung LEDs laid in parallel on the LED module. This provides redundancy should one pair fail, the other will remain illuminated. A high-efficiency LED driver is used to maintain a constant output current to all LEDs. The **Pluraluce RECESSED** delivers between 782lm - 845lm depending on configuration.

■ battery specifications

The SE and SA models come standard with a Ni-MH battery pack that provides a minimum of 90 minutes emergency duration. Optional 120 minute Ni-MH batteries are available.

The operating temperature is from 50°F up to 104°F (10°C up to 40°C).

■ charger specifications

The **Pluraluce RECESSED** utilizes a high-efficiency two stage charger providing precise float voltage control with low voltage disconnect protection. Program controlled trickle charge current is provided by the charging unit in order to maintain the optimum performance of the Ni-MH battery. All components used in the circuitry are temperature compensated. The charger also has brownout and short circuit protection. Charger status is easily determined via a multi-colored diagnostic LED indicator which displays AC/ON and High Charge. An external push button test switch allows maintenance personnel to quickly activate any manual tests on the fixture.

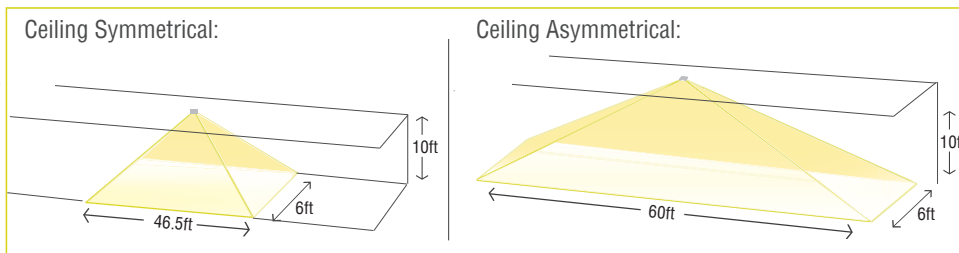
■ optics

The **Pluraluce RECESSED** is supplied with two (2) lenses for a choice of distribution patterns. The custom designed clear lenses are constructed of optical grade polycarbonate. This symmetrical ceiling distribution pattern is ideal for use in open areas with spacing of up to 46.5' on center. The asymmetrical ceiling distribution is designed for use in hallways and corridors with spacing of up to 60' on center.

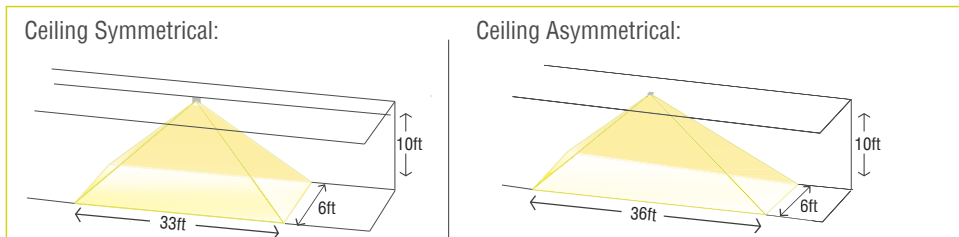
■ optical lens distribution patterns

1. Corridor dimensions: 150' long, ceiling height - 10', width - 6'.
2. Path of egress 3" wide.
3. Room reflectance: 80/50/20

1FC AVERAGE



1FC MIN



■ ac input rating

Operation	Voltage (VAC)	Wattage (W)	Rated Current (A)
HT	120-347	13.0-13.1	0.25-0.15
SE	120-347	4.5-5.0	0.15-0.10
SA	120-347	17.3-17.0	0.35-0.25

■ beghelli autotest

SE and SA models are available with the optional Beghelli autotest system that automatically performs one 5 minute discharge test monthly and every 6 months it performs two full discharge tests, 24 hours apart. This tests both full battery capacity and recharge capability. The information is communicated simply and intuitively to maintenance personnel via a single multi-color LED. A manual test feature is included when the autotest option is selected. The manual test will run a 30 second, 15 minute or 90 minute test by pressing the correct sequence of the test switch.

■ fcc

This device complies with part 15 of the FCC Rules. Operation is subject to the following two conditions: (1) This device may not cause harmful interference, and (2) this device must accept any interference received, including interference that may cause undesired operation.

■ installation

The **Pluraluce RECESSED** is suitable for indoor recessed mount. The unit is held in place by adjustable side-mounted retaining clips. The **Pluraluce RECESSED** is suitable for use in non-IC installations only.

■ warranty

The **Pluraluce RECESSED** comes with a 3-year factory warranty. Deliberate damage, misuse, improper installation effectively cancel the warranty.